REV.	DESCRIPTION OF REVISIONS	APPR.	CHKD.	DRAW.	DATE
1	NEW			HUABO	2021/12/11
2	Original Model: M619-2			HUABO	2023/10/17

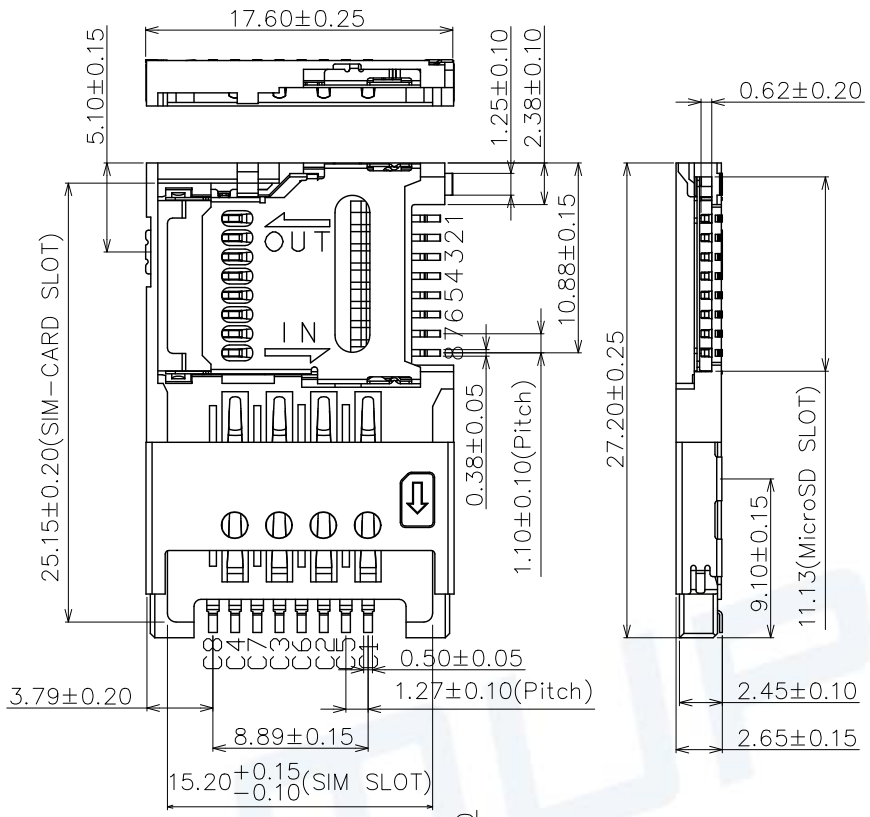

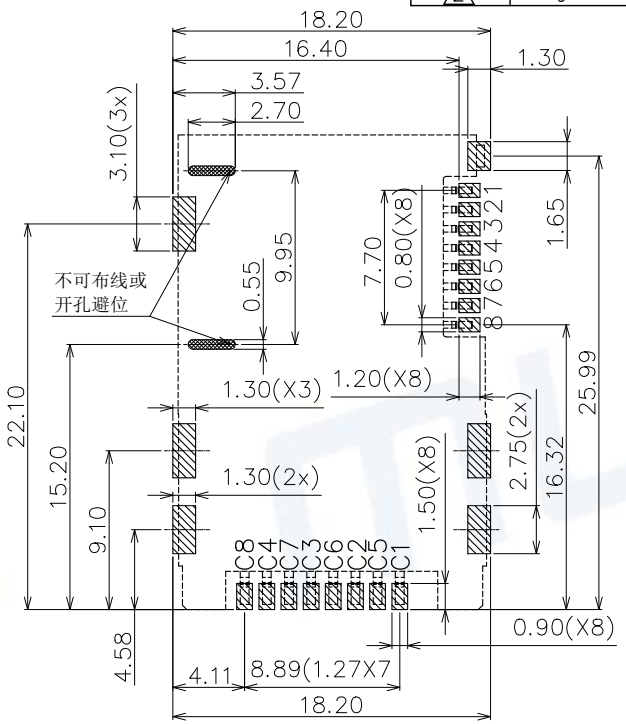

RECOMMENDED P.C.B LAYOUT
COMPONENT SIDE(TOLERANCE±0.05)

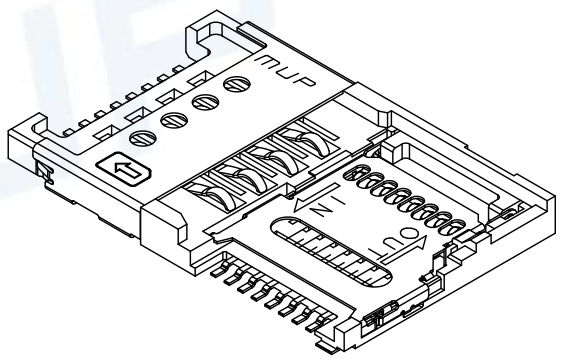

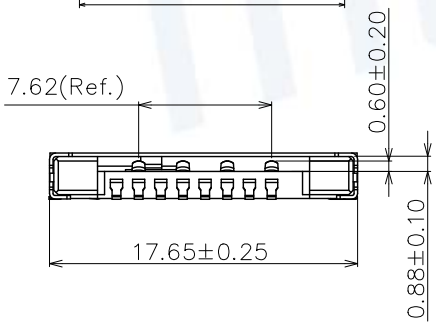

Micro SD CARD		SIM CARD	
Pin No.	NAME	Pin No.	NAME
1	DAT2	C1	VCC
2	CD/DAT3	C2	RST
3	CMD	C3	CLK
4	VDD	C4	Reserved
5	CLK	C5	GND
6	VSS	C6	VPP
7	DAT0	C7	I/O
8	DAT1	C8	Reserved

TECHNICAL CHARACTERISTICS

1.General Characteristics
- Dimensions: 27.20LX17.68WX2.65H mm
- Weight: Approx1.22±0.2g
- Durability: 5,000 cycles min.

2.Electrical Characteristics
- Contact resistance: 50mΩ typical,100mΩ max
- Insulation resistance: >1000MΩ/500V DC

3.Solderability
- Vapor phase: 215℃,30sec.Max
- IR reflow: 260℃,10sec.Max
- Manual soldering: 370℃,3sec.Max

4.Environmental Characteristics
- Operating temperature: −40℃~+85℃
- Operating humidity: 10%~+95%RH

ITEM	PART NAME	Q'TY	MATERIAL	FINISH
1	BASE	1	Hi-temp Thermoplastic	Black UL94V-0
2	SIM TERMINAL	8	Copper Alloy	Contact area: Gold plated Solder tail: Gold plated Under plated: Ni plated
3	SIM SHELL	1	Stainless Steel	Contact area: Gold plated Under plated: Ni plated
4	Micro SD TERMINAL	8	Copper Alloy	Contact area:Gold plated Solder tail:Gold plated Under plated: Ni plated
5	HOLDER	1	Copper Alloy	Solder tail:Gold plated Under plated:Ni plated
6	Micro SD SHELL	1	Stainless Steel	

Unless otherwise specified, other tolerance are:

X	±0.35	X°	±5°
X.X	±0.25	X.X°	±4°
X.XX	±0.15	X.XX°	±3°
X.XXX	±0.10	X.XXX°	±2°

MUP® MUP INDUSTRIAL CO.,LTD.

NAME: **2 in 1 Card Connector**

MODEL NO: **MUP-M6019-02**

TYPE : **Micro SD8pin+SIM8pin**

PROJ.	UNIT	SCALE
	MM	1:1

CUSTOMER DRAWING

DRAWN	huabo Dec.11.2021	DWG NO.: DWG-M6019-02-01
CHECKED	Zoey Dec.11.2021	SHEET 1/1
APPROVAL	Simon Dec.11.2021	REVISION 2

Pb RoHS PROCESS COMPLIANT